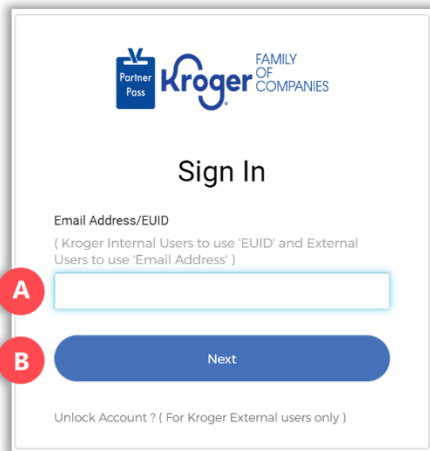


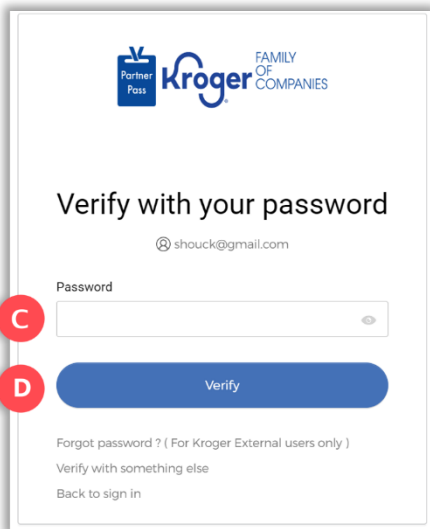
## Change Password

1. Navigate to <https://partnerpass.krogerapps.com/>
2. Enter your **Email Address (A)**.
3. Click **Next (B)**.



The screenshot shows the 'Sign In' page of the Partner Pass app. At the top is the Kroger logo and 'FAMILY OF COMPANIES'. Below the logo is the text 'Sign In'. Underneath is the label 'Email Address/EUID' with a sub-note: '( Kroger Internal Users to use 'EUID' and External Users to use 'Email Address' )'. A text input field is present, with a red circle 'A' next to it. Below the input field is a blue button labeled 'Next', with a red circle 'B' next to it. At the bottom, there is a link: 'Unlock Account ? ( For Kroger External users only )'.

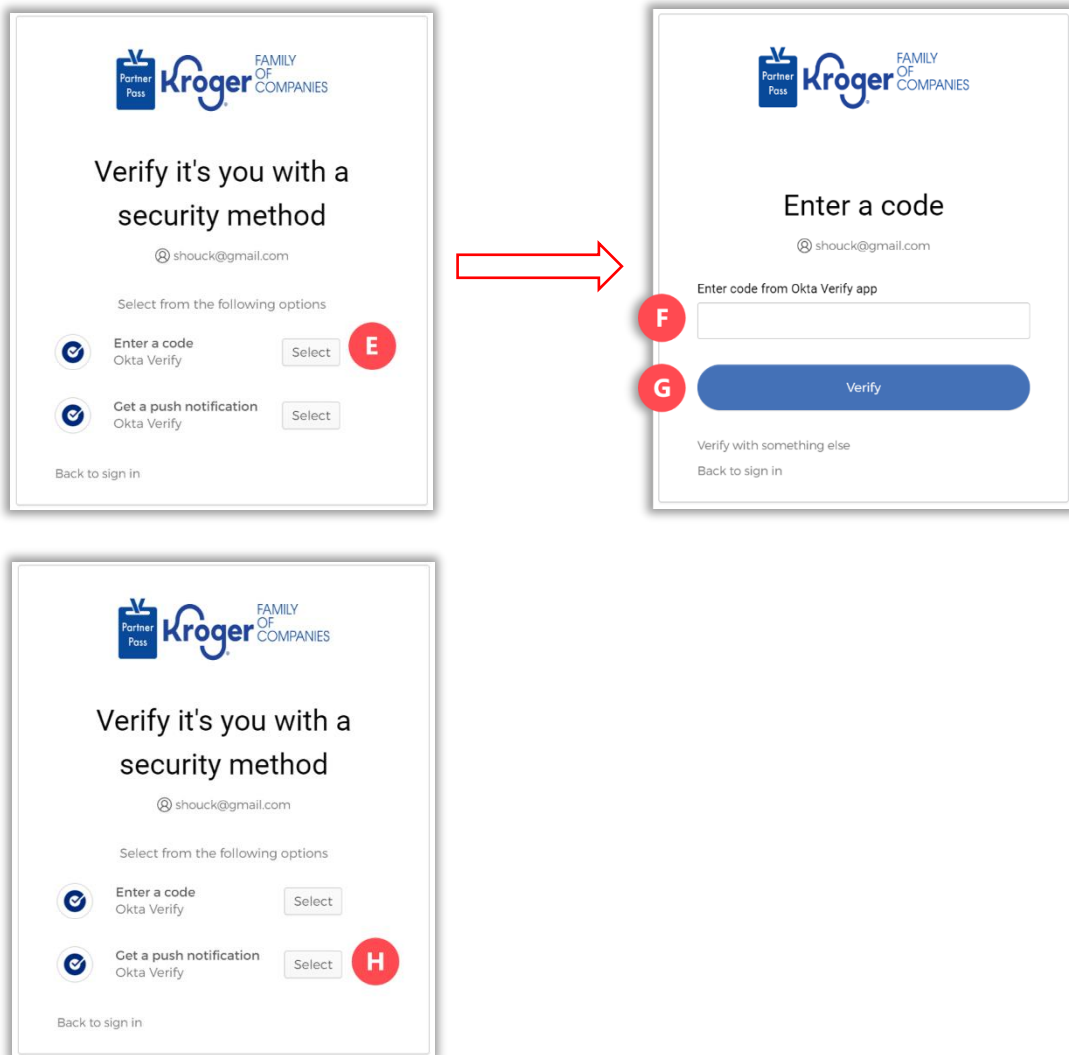
4. Enter your **Password (C)**.
5. Click **Verify (D)**.



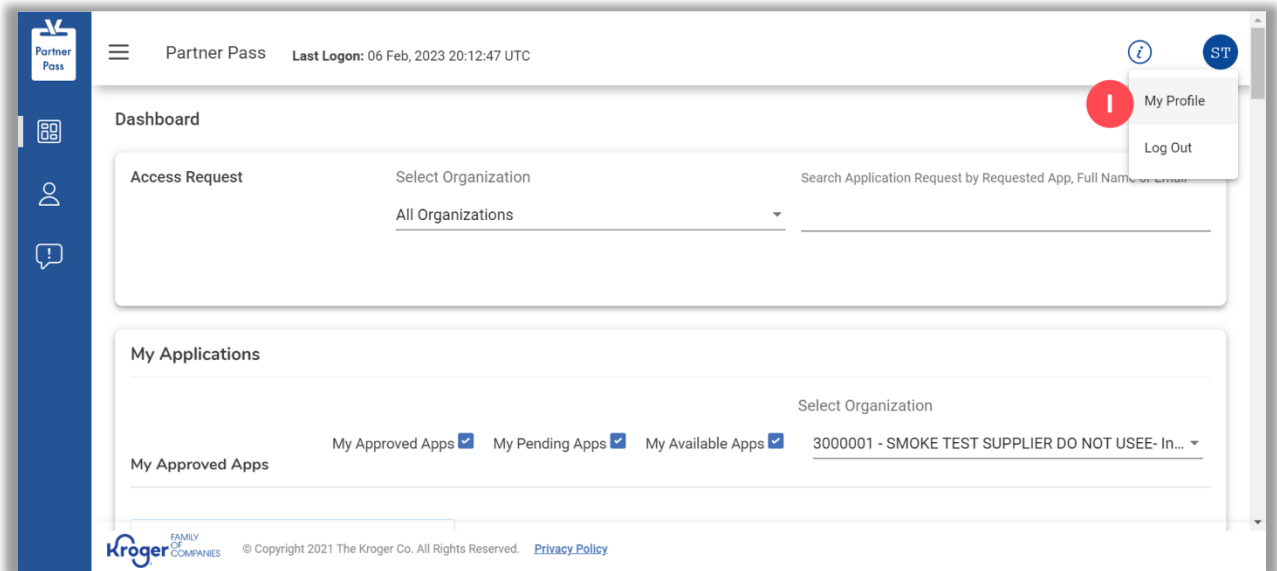
The screenshot shows the 'Verify with your password' page of the Partner Pass app. At the top is the Kroger logo and 'FAMILY OF COMPANIES'. Below the logo is the text 'Verify with your password'. Underneath is the email address 'shouck@gmail.com'. Below the email address is the label 'Password' and a text input field with a red circle 'C' next to it. Below the input field is a blue button labeled 'Verify', with a red circle 'D' next to it. At the bottom, there are three links: 'Forgot password ? ( For Kroger External users only )', 'Verify with something else', and 'Back to sign in'.

6. Use the below table to determine the next step:

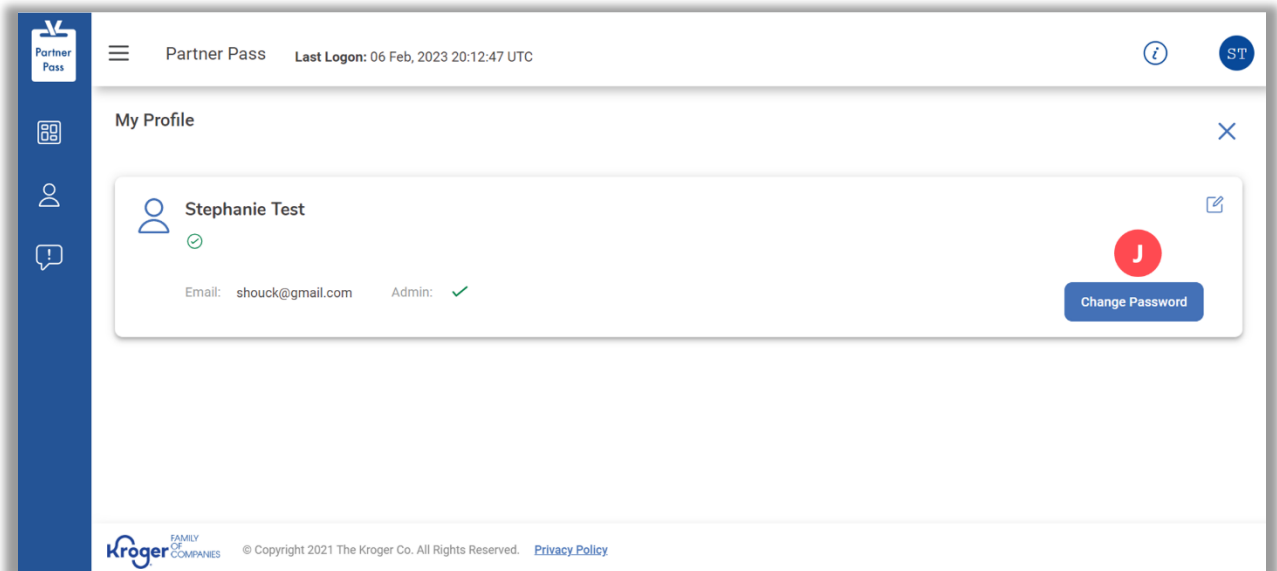
To:	Do this:
Enter a code	<ul style="list-style-type: none"> <li>Click <b>Select (E)</b> for Enter a Code.</li> <li>On your device, open the <b>Okta Verify App</b>.</li> <li>Enter the <b>6-digit code</b> displayed on your device into the <b>Enter code field (F)</b> on the Partner Pass screen.</li> </ul> <p><b>Note:</b> A new code is generated every 30 seconds.</p> <ul style="list-style-type: none"> <li>Click <b>Verify (G)</b>.</li> <li>Continue to <b>step 7</b>.</li> </ul>
Get a push notification	<ul style="list-style-type: none"> <li>Click <b>Select (H)</b> for Get a push notification.</li> <li>On your device, click <b>Yes, it's me</b>.</li> <li>Continue to <b>step 7</b>.</li> </ul>



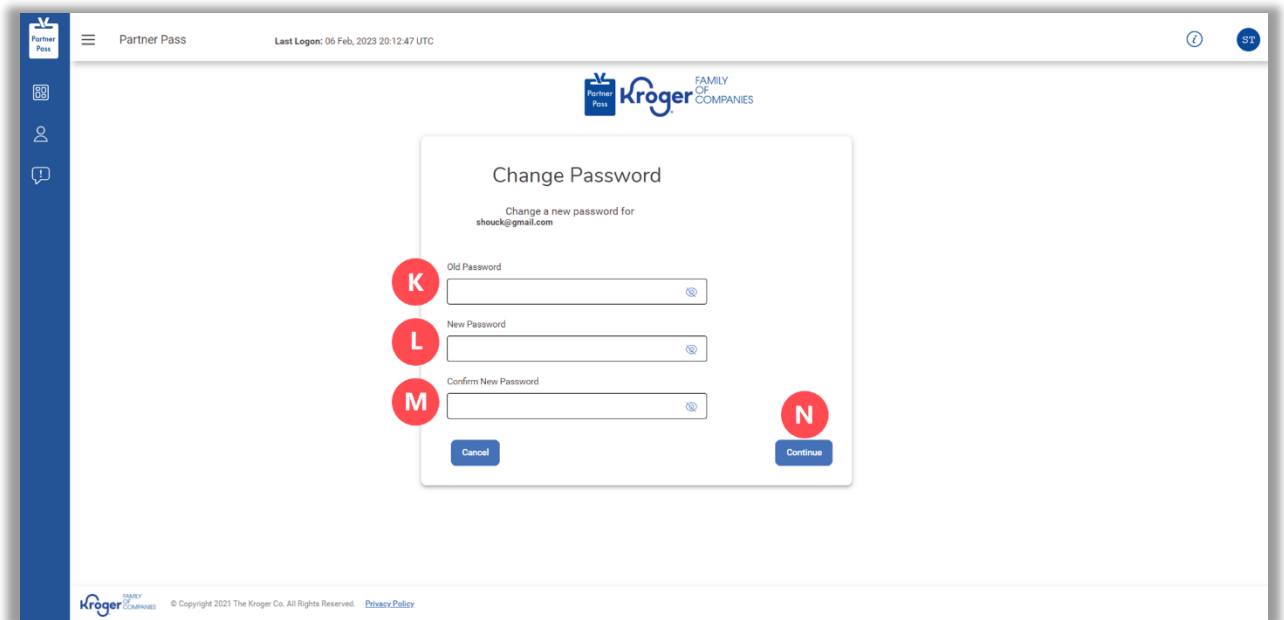
7. Hover over your initials and select **My Profile (I)**.



8. Click **Change Password (J)**.



9. Enter your **Old Password (K)**.
10. Enter your **New Password (L)**.
11. **Confirm your new password (M)** by entering it again.
12. Click **Continue (N)**.



13. Your password has been successfully changed.